

Jo Lathwood: Making Up

Easy Read Guide

Contents

Introduction.....	3
About the exhibition	4
Entrance Hall.....	5
Gallery A	9
Gallery B	15
Additional Resources.....	21

Introduction

**JO LATHWOOD
MAKING UP**

- 'Making Up' is the name of this art exhibition in the Galleries at The Lowry.



- The artwork you see was made by the artist Jo Lathwood.

About the exhibition



- The artist wants visitors to think about how to live more **sustainably**.

Sustainable living aims to create less waste so that we can protect and preserve nature and resources that we need to live.

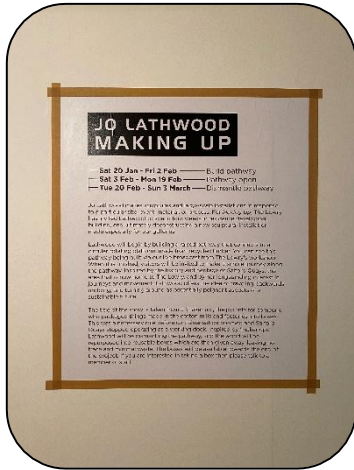


- The exhibition is in 3 rooms and leads to the LS Lowry exhibition.

Entrance Hall



In this Gallery:



- The text you see here introduces Lathwood as a sculptor.



Salford Quays

- Her artwork responds to where she is at that time, so it is site-specific. In this case, she is responding to Salford Quays.



- To make sure her artwork is sustainable, Lathwood uses materials that are mostly recycled.



- Opposite the text, there are 6 drawings of ladders that Lathwood has made.



- Lathwood chose to draw ladders because she is very interested in journeys. Ladders relate to this as they are used to get over obstacles and to move from one point to another.

Gallery A



In this Gallery:



- Lathwood is building a temporary sculpture over 4 weeks.



- The space began empty and will change over the 4 weeks as Jo builds her sculpture.



- The sculpture will be made of recycled timber.



- When built, it will be a walkway that visitors are able to walk on. It creates a journey for you.



- This walkway leads to a rotating platform that turns you around so that can walk back the way you came.



- The walkway makes us think about how we can change the way we live to be more sustainable.



- The space is lit up with a green light to connect it to the colour we associate with recycling.



- Inspired by how we often try and progress and move forwards, Lathwood wants you to think about reflecting on how you can be more sustainable.



- After the sculpture is built it will be taken down and made into boxes so that there is very little waste left from it.

Gallery B



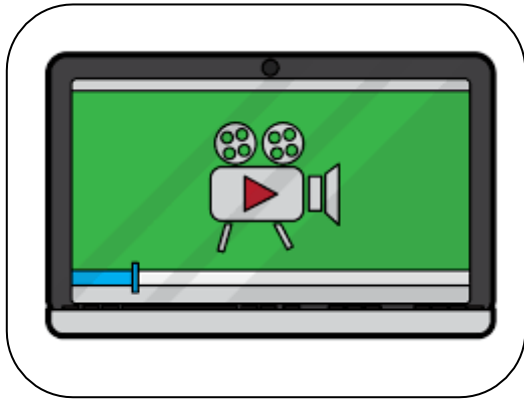
In this Gallery:




- 3 small ladder collages.



- 3 large ladder drawings. These are impossible ladders that do not actually exist, they come from Lathwood's imagination.



- A video made by the artist with headphones you can wear.



- A space that looks like Lathwood's artist studio with books you can read.



- A live video that shows Lathwood working in the basement of the Lowry. This is where Lathwood is building most of the sculpture.

MANIFESTO FOR MAKING SUSTAINABLE ARTWORK

- Embrace a slow approach, in order to reflect.
- Reject disposable society.
- Source materials from local suppliers.
- Consider an action plan of what will happen to artwork after the initial exhibition/commission.
- Avoid storage. Only keep what is essential.
- Contemplate material lifespan.
- Investigate reusing waste materials from other industries.
- Challenge the perceived value of permanence.
- Disrupt capitalist system of consuming.
- Consider travel and transportation of the work.
- Examine energy used to fabricate works.
-
-
-

> Value is labour and design <

N.B. Always keep plans to remake if necessary.

Part of Yellowfields Production Production 2020

©Jo Lathwood

- Jo Lathwood's **manifesto** that she made. This helps her think about making work sustainably.

A manifesto is created by an individual or group of individuals to clearly communicate key actions and beliefs.



- An activity table where you can add to your own manifesto.

Additional Resources

[Arts Council England 'Environmental Responsibility' – Easy Read](#)

<https://www.natgeokids.com/uk/discover/science/general-science/all-about-the-circular-economy/>

If you have any questions or concerns around accessibility and the exhibition please contact Sasha.Napoli@thelowry.com or visit our Accessibility page [here](#).