

The Lowry Galleries Visual Story



Welcome to The Lowry -

This **Visual Story** will give you a step-by-step guide of how to get around the Lowry to help plan your visit.

It's free to visit the Galleries and there's always something to see and do.

Finding the Lowry



The Lowry is located on the Quays and can be found on Pier 8 right next to the river.

It is a large, metal and glass building made of lots of different shapes.

The entrance is located in the big square opposite the MediaCity shopping centre.


When You Arrive



The Lowry has one main entrance that is at street level with step-free access.

This floor is a largely level surface with tactile paving.

There is textured matt flooring in the entrance to The Lowry building and the doors are automatic when activated by a push-button.




When you enter the building there will be friendly members of the **Security Team** to greet you.



You may be asked to open your bag so it can be checked, but don't worry the team are doing this to help keep visitors safe.

The Main Welcome Desk



The Front of House team are here during opening hours to welcome you and offer assistance, they can help you find your way around the building.

The Front of House Team



The welcoming and friendly Front of House team are here to help.

They will be wearing **red or purple** tops as seen in the image.

Accessible Toilets



There are accessible and gendered toilets on the Lower Ground Floor, 1st Floor and 2nd Floor which can be accessed by the lift.



Changing Places Toilet



To access the Changing Places Toilet from the Galleries please go back to level 0 where the main entrance to the building is.


The Changing Places is on the **Lower Ground Level** down a sloped walkway.

Users can use their own **RADAR** key or they can collect one from the **Welcome Desk** in our entrance foyer.

Please don't hesitate to ask the Welcome Desk Staff for directions.




Heading to the Galleries



Inside the building is very colourful with orange, yellow, red and purple surfaces. The floor is reflective, hard and slightly sloped.

Turn right when you are inside the building to begin your journey to the Galleries!



You'll then see an escalator which will lead you straight to the **Galleries Welcome Desk**.

Lift Access to the Galleries



There is also a lift to the Galleries.

Keep walking past the escalators on the ground floor and go through the large purple wall to get to this.

Just **press button number 2** to get to the Galleries Level!



You will see this colourful interior with a carpeted floor when you exit the lift!



Turn left from the lift and walk along the textured vinyl bridge to get to the **Galleries Welcome Desk.**

Galleries Welcome Desk



The **Galleries Welcome Desk** is staffed by our friendly Galleries team.

The team are here help during your visit and can answer any questions about exhibitions and access requirements in the Galleries.

We also have **ear defenders on offer** at the Galleries Desk, please don't hesitate to ask for a pair if needed.

Rules in the Gallery

There is no food or drink allows in the Galleries, be sure to enjoy these before or after your visit!

The Lowry Exhibition



The Lowry Exhibition can be accessed directly by turning right at the Galleries Welcome Desk.

There is lots of natural light along this walkway and you can see across the river!

The Promenade



Along the promenade you can find text exploring Lowry's life as an artist.


Please note there is a metal grid throughout the length of this space (on the right along the window) that can be quite noisy when you walk along it.

The Quiet Room




This is a calm and relaxed space located on the Promenade for visitors to use during the Galleries Relaxed Hour on Sunday.

In this space there will be sensory seating and a sensory bubble light as well as a selection of sensory toys.



There is also a **Reflection Room** in The Lowry that can be used as a quiet space. If needed, **please ask a member of staff at the Galleries Desk** and they can give you access to this room which is on Level 3.

The Lowry Exhibition Main Entrance



Turning left out of the Quiet Room you can walk along the Promenade to get to the main entrance to the Lowry exhibition.

You will see glass doors which lead you to the collection

Please note: There is a sloped floor up to the entrance of the exhibition.


Inside the Lowry Exhibition



In the Lowry exhibition you can see artworks from the LS Lowry Collection.

This space has low ceilings and changing light levels throughout.

You will see members of the Galleries Team invigilating the exhibition space, they are also here to help and answer any exhibition-related questions.



The Main Lowry Room



This room is the largest in the Lowry exhibit.

It has lots of paintings and drawings by LS Lowry and a big skylight in the centre.

If a piece has some wire in front of it this means you have to stand behind the wire because the work is fragile and we are keeping it safe.

The Carole Nash Lookout Space




The Carole Nash Lookout is opposite the Galleries Welcome Desk.

This is a space for families to get creative and play.

There is colouring in, role play areas, a soft play space and a reading area for you to enjoy.



The Pier Eight Restaurant



If you head back down from the Galleries to the main entrance and continue to follow the building around you can visit the Pier Eight Restaurant.

Inside Pier Eight Restaurant

There is laminate vinyl flooring throughout the restaurant space and there is usually music playing outside of the Relaxed Hour

